

GARDENLINE®

## Outdoor Garden Bench User Guide



Now that you have purchased a Gardenline® product you can rest assured in the knowledge that as well as your 2 year parts guarantee you have the added peace of mind of dedicated helplines and web support

**AFTER SALES SUPPORT**

☎ 855 965 5310 🌐 [customerservice@fkhomesproducts.com](http://customerservice@fkhomesproducts.com)

MODEL: 41677

- 2 Introduction**
- 3 Parts List**
- 4 Getting Started**
- 5 Assembly Instructions**
- 6 Features**
- 7 Warranty**












## **Congratulations!**

You have made an excellent choice with the purchase of this quality Gardenline® product. By doing so you now have the assurance and peace of mind which comes from purchasing a product that has been manufactured to the highest standards of performance and safety, supported by the high quality standards of ALDI. We want you to be completely satisfied with your purchase so this Gardenline® product is backed by a comprehensive manufacturer's 2 year warranty and an outstanding after sales service through our dedicated Helpline. We hope you will enjoy using your purchase for many years to come.

If you require technical support or in the unlikely event that your purchase is faulty please telephone our Helpline for immediate assistance. Faulty product claims made within the 2 year warranty period will be repaired or replaced free of charge by manufacturer provided that you have satisfactory proof of purchase (keep your receipt). This does not affect your statutory rights. However, be aware that the warranty will become null and void if the product is found to have been deliberately damaged, misused or disassembled.

## Parts List

# 3

Parts			
	Picture	Description	Qty
A		Armrest	2
B		Seat Frame	1
C		Back Frame	1
D		Screw (M6x70mm)	4
E		Screw (M6x50mm)	4
F		Nut Cap	8
G		Washer	8
H		Nut	8
I		Driver	1
J		Screw Cap	8
K		Hex Wrench	1

4

## Getting Started

# 4

Identify all the parts packaged in the carton against the parts list. Remove all protective materials and place parts on a non-abrasive surface to avoid scratching. If any parts are missing or damaged, DO NOT attempt to assemble. Please contact our customer service center (Monday-Friday 9:00 am - 4:00 pm CDT) at 1-855-965-5310.

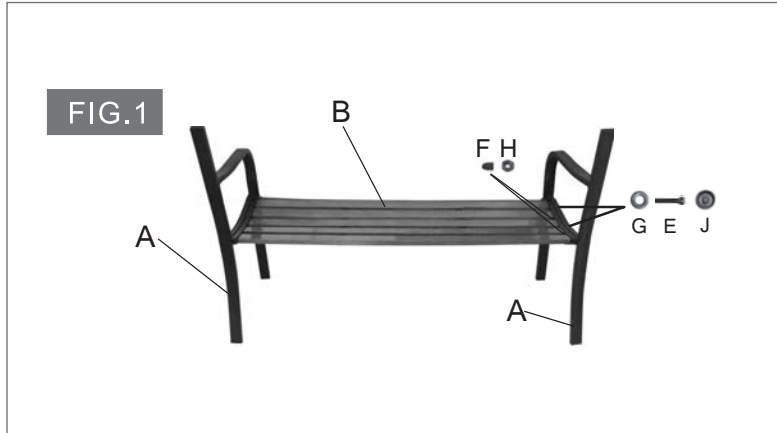
### Caution

Read all the instructions before assembly. Failure to do so may result in faulty assembly and potential injury! Assemble product on a soft, non-abrasive surface such as a carpet or cardboard to avoid damaging the item. Seek assistance to assemble bulky or heavy items. After final alignments, make sure all screws and nuts are securely tightened with screw covers pressed in place.

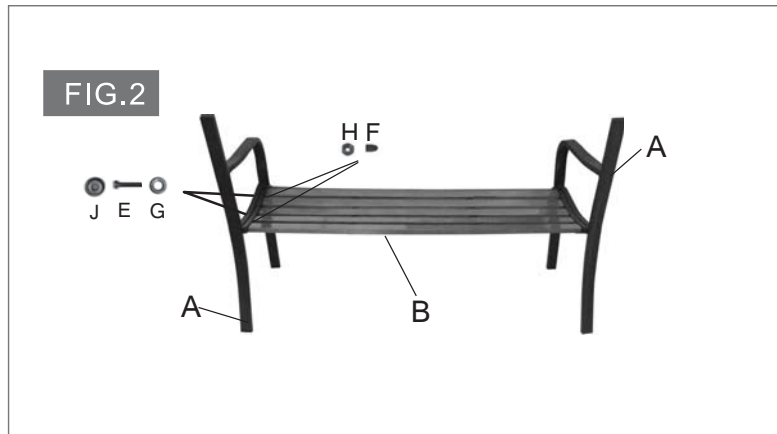
5

# Assembly Instructions

# 5



1. Connect the Left Armrest (A) with the Seat (B) with Screw (E), Washer (G), Nut (H) and Screw Cap (J,F) by using the L Wrench (I) and Hex Wrench (K) at each end of the Back. See Fig.1 .

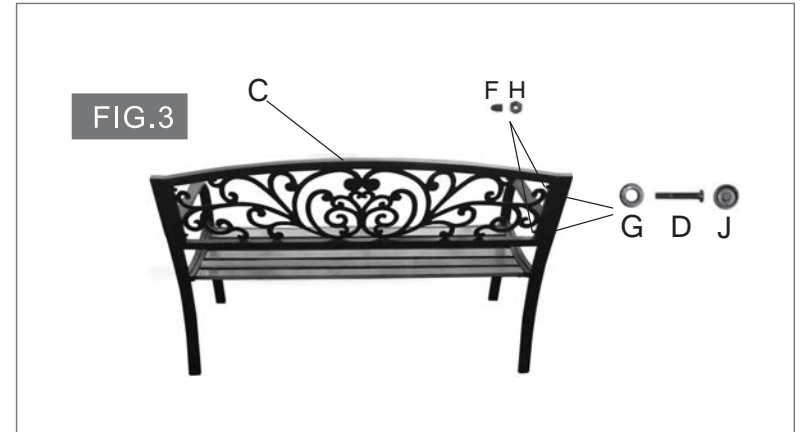


2. Do the same step with Right Armrest (A). See Fig. 2. Do not tighten all screws until you finish assembly.

6

# Assembly Instructions

# 5



3. Attach the Back Frame (C) to the Support Bar of Armrest with Screw (D), Washer (G), Nut(H) and Screw Cap (J, F) by using the Driver (I) and Hex Wrench (K) at each end of the Back. See Fig. 3.



4. Tighten all the screws. Now please enjoy your new bench.

7



## Two Year Limited Warranty

All furniture sold by Aldi is warranted to the original purchaser against defects in workmanship and materials. If a product fails during the first two years from the date of purchase under the terms of this limited warranty, please contact customer support. Manufacturer reserves the right in the case of discontinued or out of production models, to replace with an item of similar quality.

**Note: You must retain original receipt to obtain warranty!**

## Frames

Frames are warranted against defects in materials and workmanship from the date of original purchase. Damage to frame or welds due to commercial use, improper assembly, exposure to water and sub-freezing temperatures, and/or abuse are not covered.

## Metal Finishes and/or Paint

The finish is warranted against blistering, peeling, or cracking. Fading resulting from exposure to elements, chemicals, and spills are not covered. Scratches and chips due to normal wear and use are not covered.

## Care & Maintenance

Your new Garden Bench has a lacquered solid hard wood slat seat that helps protect against the weather elements. We recommend that you treat your wood slats at least once a year with a branded water based wood sealer with a UV Sunblock to help keep the wood protected against all outdoor weathering and prolong the life of the wood.

## •Exclusions

- Damage caused by acts of nature.
- Wind damage
- Failure caused by unreasonable, unanticipated or abusive use
- Failure caused by a lack of reasonable and necessary care and maintenance.
- Bursting or cracking of tubing due to exposure to water and freezing temperatures
  
- Lack of original receipt will void warranty.

## CUSTOMER SERVICE

M-F 9:00AM-4:00PM CDT

Phone: 855 965 5310

Email: [customerservice@fjkhomeproducts.com](mailto:customerservice@fjkhomeproducts.com)